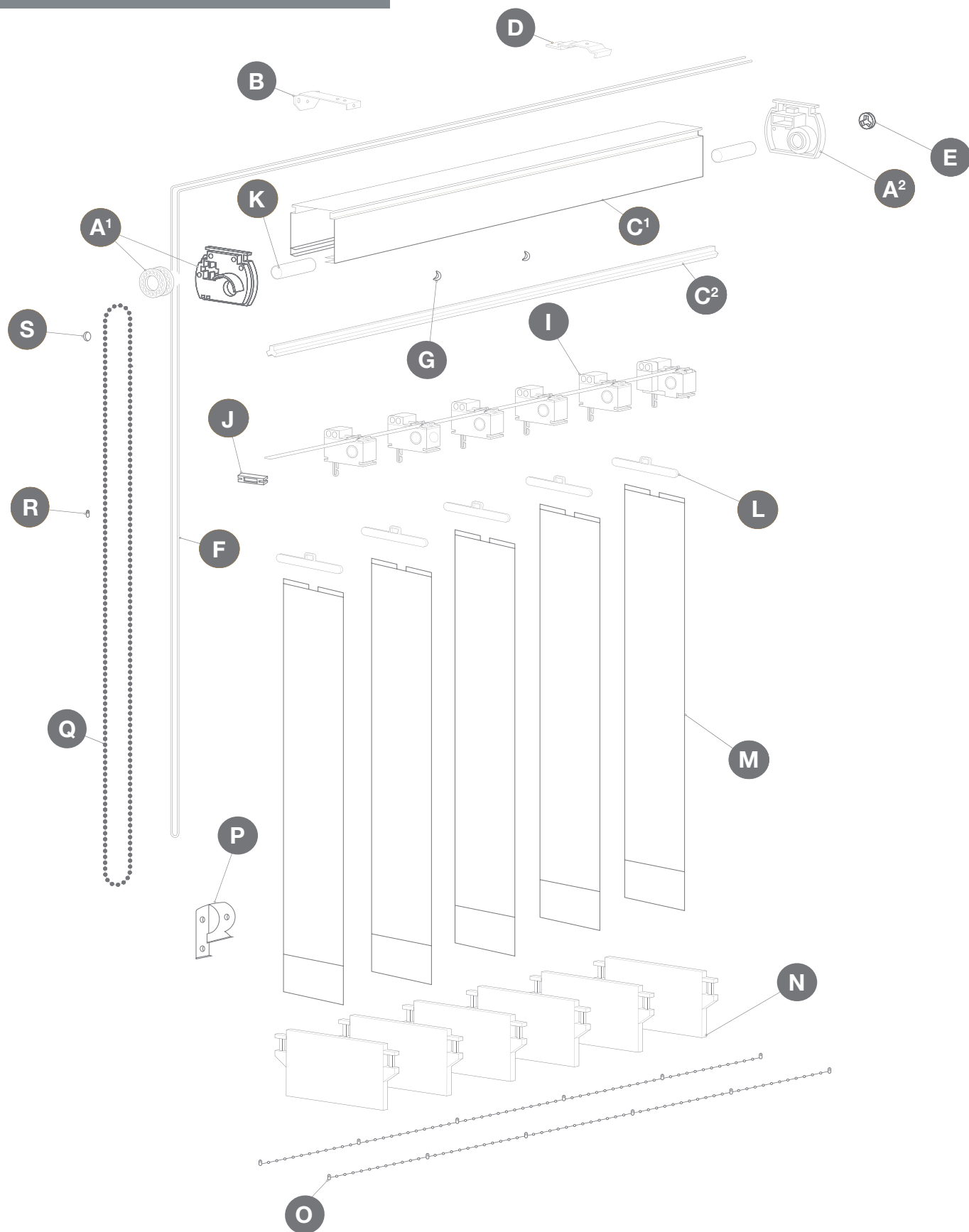




Excel[®]

Excel Vertical Components



A1: Control end cap
 A2: Idle end cap
 B: Shallow frame bracket
 C1: Excel headrail
 C2: Tilt rod
 D: Top fix spring bracket
 E: Thrust washer
 F: 2mm Cord

G: Open balls
 H: Centre rod support/Magnetic rod support
 I: Traveller
 J: Spacer bar
 K: Spacer tube
 L: Top Hanger
 M: Fabric louvre

N: Bottom weight
 O: Stabilising chain
 P: Tie Down clip
 Q: Operating chain
 R: Chain connector
 S: Capped thrust washer

Operating System

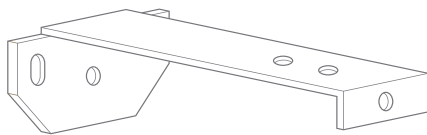
Chain operation – minimum cord length 190mm.

Wand operation – minimum wand length 150mm, maximum wand length 2000mm.

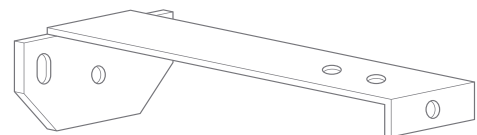
Minimum width	210mm
Minimum drop	290mm
Maximum width	5000mm
Maximum drop	3500mm

Bracket Options:


1. Shallow Frame Bracket – 89mm



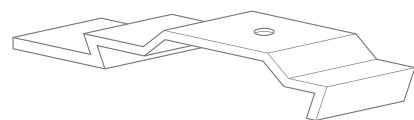
2. Shallow Frame Bracket – 127mm



3. Shallow Frame Extension Bracket – 135mm




4. Top Fix Spring Bracket – 89mm



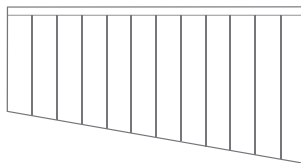
Width of Headrail	Number of Brackets
250mm - 1000mm	2 Brackets
1001mm - 1500mm	3 Brackets
1501mm - 2000mm	4 Brackets
2001mm - 2500mm	5 Brackets
2501mm - 3000mm	6 Brackets
3001mm - 3500mm	7 Brackets
3501mm - 4000mm	8 Brackets
4001mm - 4500mm	9 Brackets
4501mm - 5000mm	10 Brackets

Shaped Blind Options

Angled Top



Angled Bottom



Bunching Options:

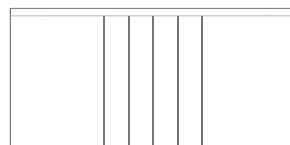
1. Single Bunch



2. Split Bunch



3. Centre Bunch



Control Sides:

Left Hand



Right Hand



Hangers



Hangers

Single and double-hole hanger options available. Hangers attach fabric to the headrail system and are engineered to ensure a precise fit between hanger and peg.

Double Slotted Hole – 89mm or 127mm

Product Specification


Composition: PP

Colours: White

Dimensions: 89mm - 82.7mm (w) x 13.6mm (h) x 2.1mm (d)

127mm – 122mm (w) x 13.6mm (h) x 2.1mm (d)

Operating Chain



Operating Chain

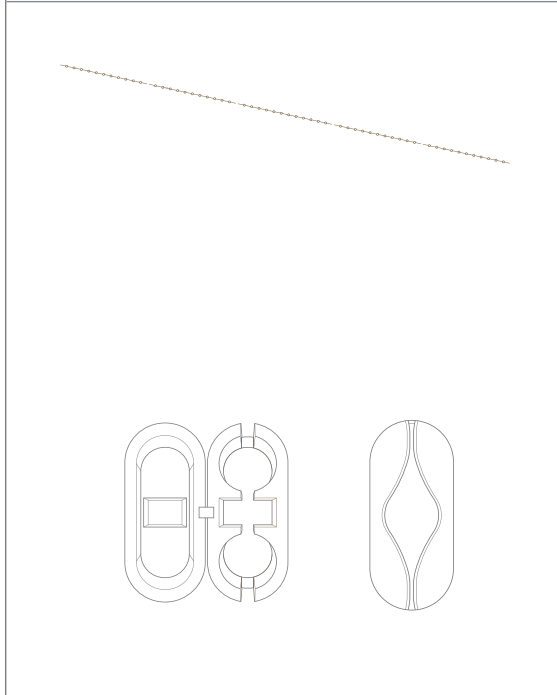
Metal or plastic chain that provides control of the vertical blind.

Product Specification - Metal

Composition: Metal
Colours available: Nickel

Product Specification - Plastic

Composition: Plastic
Colours available: White



Stabilising Chain

Metal or plastic chain that provides stabilisation for Fabric Vanes.

Product Specification - Metal

Composition: Metal
Colours available: Nickel

Product Specification - Plastic

Composition: Plastic
Colours available: White

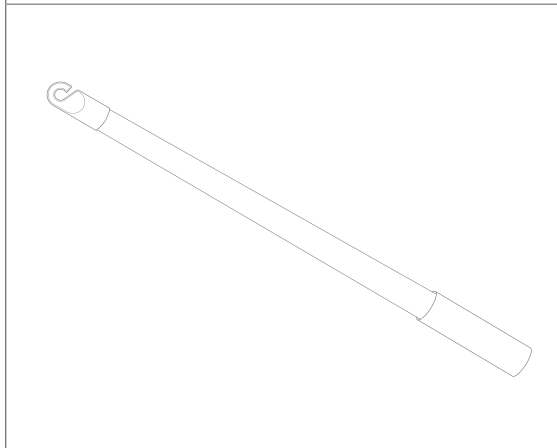
Chain Connectors

Product Specification - Metal

Composition: Metal
Colours available: Nickel

Product Specification - Plastic

Composition: Plastic
Colours available: White



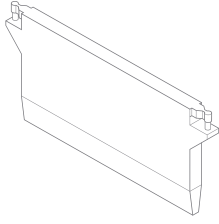
Fibre Glass Wand

A child safe option. RH or LH control of the vertical blind with no hanging cords or chains. Available in lengths 0.5m, 1.0m or 1.5m.

Product Specification

Composition: Fibre Glass
Dimension: 6mm (outer Dimension)
Colours: White

Bottom Weights



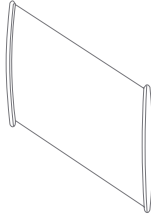
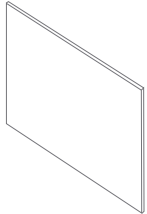
Bottom Weight

Used with stabilising chain to aid stability and performance of each fabric vane.

Product Specification

89mm - 104mm (w) x 48.4mm (h) x 5mm (d),
127mm - 141.8mm (w) x 48.7mm (h) x 5mm (d)

Colours: White and Beige



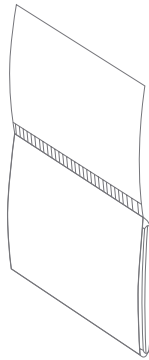
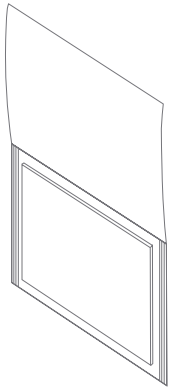
Exposed Chainless Weight

Aids stability of each fabric vane without the requirement of stabilising chain.

Product Specification

92mm - 96mm (w) x 48mm - 52mm (h) x 5mm - 7mm (d)

Colours: White



Enclosed Chainless Weight

Enclosed within a sealed bottom pocket providing stability for each fabric vane.

Product Specification

65mm (w) x 50mm (h) x 1.5mm (d)